



OUR POWER, YOUR SATISFACTION



DIAMOND SERIES

Industrial pumps

DN / JN series



Flanged Industrial Series


The DN and JN Diamond series is the best solution for the industrial sector in pumping a vast range of fluids. They are synonymous with strength, reliability, performance and application flexibility.

Designed according to the most demanding standards, they comply with the requirements of standard API 676.


Suitable for pumping viscous and non-viscous products, with or without solids of any nature, they are an ideal solution for those seeking a standard product with advanced technology with unbeatable cost benefits in the current single screw pumps market.

The DN and JN series are distinguished for the type of fitting of the pump to the drive

- **DN Series:** the drive is coupled directly to the pump via a flange. This solution is extremely cost effective and compact, considerably reducing installation costs and simplifying maintenance. The forces generated by the hydraulic part are supported by the drive itself. Each drive used is adequately selected based on their specific technical parameters and are subject to numerous duration tests with heavy loads. The DN series is the reference point for almost all pumps installed in the industry.



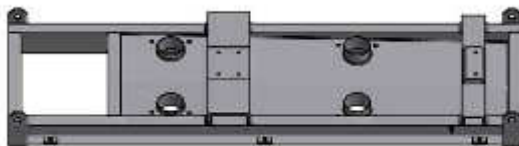
- **JN Series:** the drive is connected to the free bare shaft via a flexible coupling. This solution is the best solution in terms of performance and durability. All the forces generated by the pump are absorbed by the bearings in the housing. These bearings have very high resistance against loads. They are assembled with extreme precision on the highest quality manufactured parts. It is the best solution when you want to guarantee duration and reliability, yet with greater installation space requirements. The bearing unit designed by us is modular and can be adapted to a DN series pump with lantern. It is state of the art for this type of installation.



Patented Pin Joint: The pin-type joint, the actual heart of the single screw pump, is the best solution of its type on the market. It offers greater duration, reliability and reduced maintenance costs, managing to combine extreme compactness with unrivalled strength. Its particular manufacturing enables the sub-division of axial loads and torque in different elements, making it one of a kind. As well as the above, replacement of worn parts is cheap thanks to the bushes in the worn zones, avoiding costly replacement of parts (rotor, drive shaft, and female drive shaft). To resist high pressure in the pump casing up to 12 bar, the joint can be hydraulically balanced.



Base plates: The base plates, characterized by considerable thicknesses are very strong. Available in carbon steel or stainless steel. They can also be provided according to standard API 676, in a trolley version, with anti-vibration housing or on skids, according to the client's specifications.



Modularity: The Diamond series is based on the concept of modularity in every characteristic: hydraulic parts, casing, seals, base plates, housing, drive shafts. Each part can be manufactured in a series of variants without changing the structure of the machine, while keeping the main spare parts standard.



Materials: The parts in contact with the product of the DN and JN Diamond Series pumps can be manufactured in various materials. From the version in cast iron to stainless steel (AISI 304 and AISI 316), as well as other materials on request such as Duplex and Super Duplex. Also, in the version in cast iron, the rotating parts are still manufactured in stainless steel AISI 420 or on request in AISI 304 / AISI 316.

Low pulsating flows: Tensional stress and pulsating flow are very low. The centrifugal effect is reduced to a minimum thanks to the low operating speeds and mainly the axial development of the pump.

Shaft sealing: Different sealing systems can be installed, each solution being suitable to specific usage. The types available are: single mechanical seal, internal or external, single mechanical seal with quench, double mechanical seal back to back or tandem, gland packing with flush or without. The shaft seal variants are all interchangeable on the standard pump. Each solution was carefully engineered while taking into consideration all the operating conditions. As well as changing the type of shaft seal, you can also install various types of mechanical seals based on the application. The compartments are suitable for installation of the seals manufactured according to the standards ISO EN 12756. As well as this, it is possible to use cartridge seals from the main manufacturers, also available according to standards API 682 category 1 and 2.



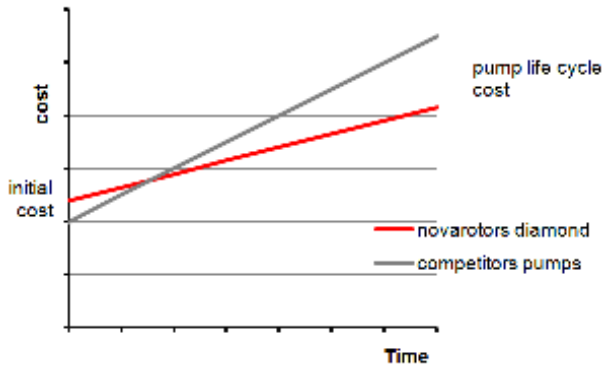
Performance: Duration, efficiency, reliability and low consumption. With the Diamond series, we have reached the maximum levels of technological development in every aspect.

Efficiency: Maximum performance level, exceptional operating efficiency thanks to the optimum volumetric yield and high pressure and is consumption reduced to a minimum. All the Diamond series hydraulics efficiencies were calculated to guarantee the maximum found on today's market.

Versatility: The Diamond series was designed to be versatile whatever its use. For this reason it can be set up with various options and accessories suitable for every field of application. As well as the above, the peculiar features of the single screw pump are naturally taken advantage of with various types of fluids pumped, from low to the highest viscosity, clean and containing solids varying in size and nature.

Motorizations: All the drives which are installed on the Diamond series have been tested for long periods and subject to strict and rigorous technical checks. We can install both electric and hydraulic motors.
 All the models of reducers and variators present determined characteristics in terms of strength, size of the bearings and the quality of the gears.

Quality Each part is manufactured according the highly restrictive quality specifications. Finishes and precision of each part are the basis of each pump manufactured. All parts are subject to specific controls based on their characteristics and functionality.



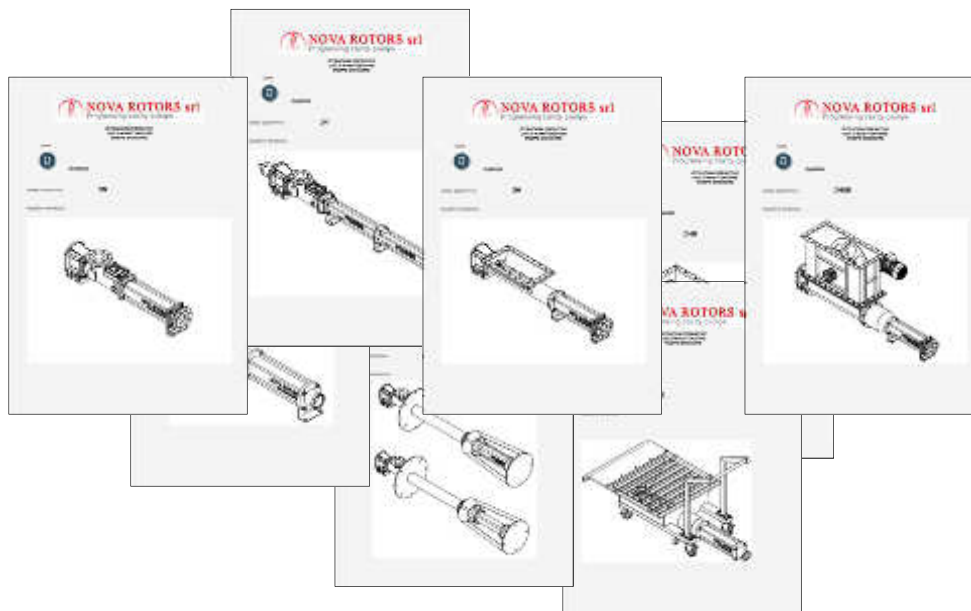
Maintenance: The Diamond series is designed to ensure easy maintenance and normally require the replacement of a minimum number of components. In particular the joint bushes allow the replace of the same without having to replace shafts and rotors. The costs of maintenance are really reduced. The cost of the pump, considered in his full life cycle, is highly competitive.

Cost / benefit : The Diamond series, thanks to the compactness of its elements combined technical success without comparison at very competitive costs. The modularity allows you to make the right solutions depending on the application to avoid paying for features you do not need, all in favor of its competitiveness.

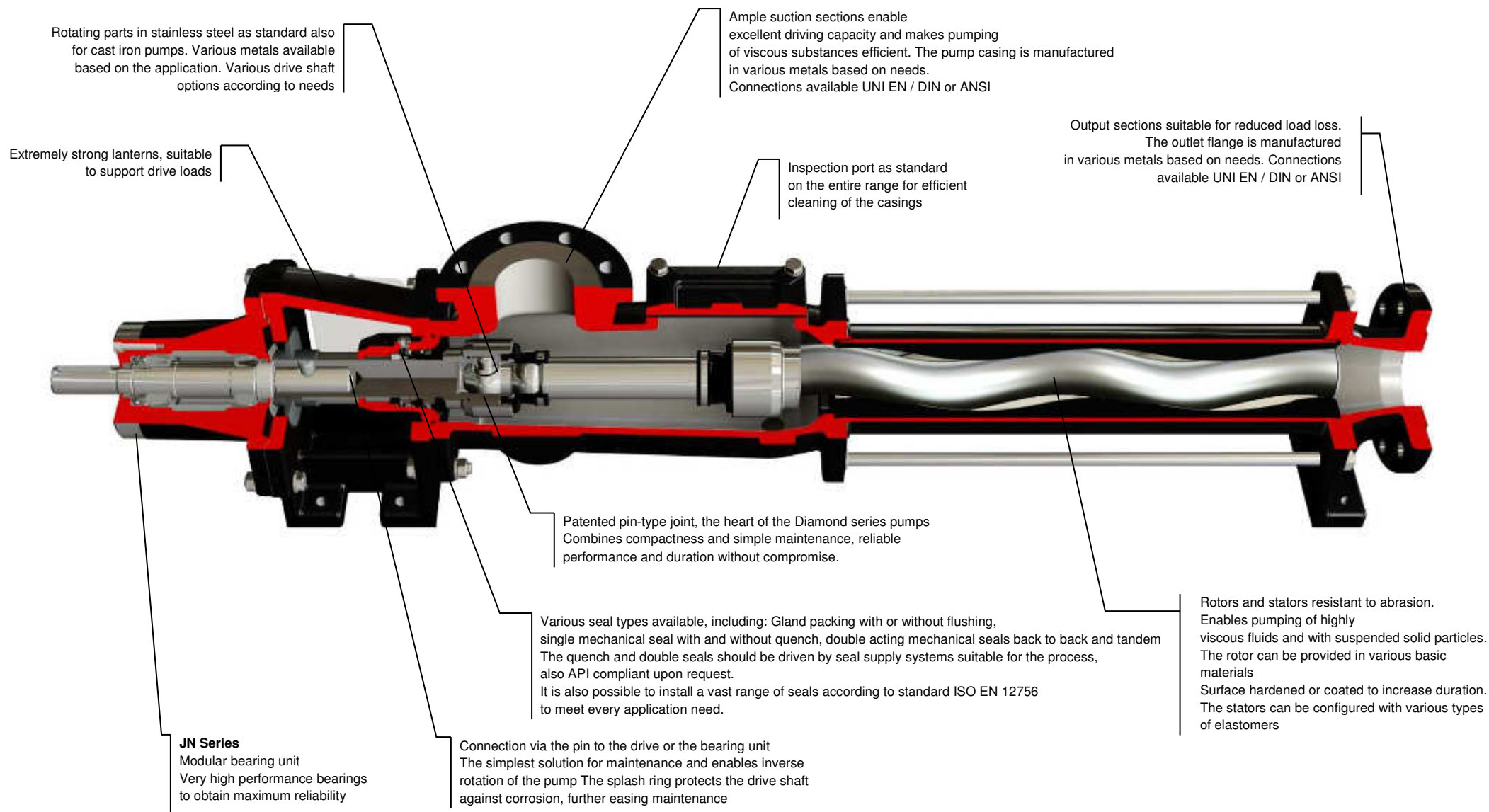
Self-priming: The peculiarities of the hydraulic parts of the progressive cavity pump allow excellent self-priming (up to 7m). The Diamond series were designed to create the minimum loss possible in the pump body, thanks to large sections and a joint compact design and fluid dynamic.

Ease of installation: The pumps of the Diamond series are easy to install due to compactness, simplicity of operation and operational flexibility thanks to the various features included.

Detailed documentation: Each pump comes with clear and detailed operating instructions. Orders are followed by experienced and qualified staff that integrates in providing detailed documentation on demand and specific for the product supplied.



Detailed characteristics



VERSION AND OPTION

Casing material

Base materials:

GG25, CF8 (AISI 304), CF8M (AISI 316), F55 (Super duplex)

Coating:

fluoropolymer ECTFE (Halar®)

Materials of the sealing shaft

Base materials:

AISI 420, AISI 304, AISI 316, F51 (Duplex), F55 (Super Duplex)

Coatings:

Hardened Chrome plated HCP

Chrome oxide plasma (ceramic coating)

Rotor material

Base materials:

AISI 420, AISI 304, AISI 316, F51 (Duplex), F55 (Super Duplex)

Heat treatments:

Hardening induction (only on AISI 420)

Coatings:

Hardened Chrome plated HCP

Chrome oxide plasma (ceramic coating)

Tungsten carbide HVOF

Stator material

Base materials:

NBR, food grade NBR, white NBR food grade

EPDM, EPDM food grade, white EPDM food grade

FPM, FPM food grade

HNBR, HNBR food grade

SYLICON

Buna-N (available on select models on request)

HYPALON (available on select models on request)

PTFE (available on select models on request)

Base plates

standard Base

API 676 Base

Base with anti-vibration housing (feet spacer)

Base with risers

Skid with lifting devices

Cart for industrial sector (trolley)

Cart for food grade and winery sector

(For details, see the brochure constructive options, equipment and installations)

Connections

Flange UNI 2278 PN16 for pumps at 1 and 2 stage

Flange UNI 2284 or 6084 PN40 for inlet unions for pumps at 4 stage

Flange UNI 2285 PN64 for inlet unions for pumps at 8 stage

Threaded connection GAS BSP

Sealing system

Gland packing seal B01

Gland seal with flushing B02 (flush required)

Single mechanical seal G0K9

Single mechanical seal with Quench Q0K9 (buffer-Quench-pot required)

Back-to-back double mechanical seal D0K9 (pressurized flushing required)

Tandem double mechanical seal K0K9 (buffer / flush required)

Single or double cartridge seals also in API 682 version category 1 and 2

Seal supply systems are available also in accordance to API

(For construction details, see the brochure sealing systems and seals)

Optional for coupling rod

Joint protection

Coupling rod with feed screw

Anti-settling impeller

Balanced hydraulic joint

(For details, see the brochure constructive options, equipment and installations)

Protection devices

Temperature probe for dry running protection (standard in the ATEX version)

Flow switch

Pressure switch

Flanged overpressure valve

Hygienic overpressure valve

(For details, see the brochure constructive options, equipment and installations)

Control devices

Control panel

Control panel with inverter

Drive with integrated inverter

(For details, see the brochure constructive options, equipment and installations)

Equipment and optional

Stator heating jacket

Heating jacket for body pump

Stainless steel stator cover

Integrated Bypass in the pump construction

Industrial flanged Bypass or with threaded connection

Tangential flanged connection or with threaded connection

Grinder

Quench Pot flushing

Stainless Steel Lantern

Hermetic lantern

Carter to protect the motorization

(For details, see the brochure constructive options, equipment and installations)

Certifications

CE

ATEX

FEATURES OF USE

Operating range

Flow

Up to 110 m³/h

Pressure

Up to 24 bar for the standard series (48 bar for the series K8)

Temperature

from -40°C until to 150°C

Typical applications

Sewage sludge

Water Treatment

Industrial sludge

Detergents and product for chemical industry

Product of papermaking industry

Agriculture

Product derived from petro-chemical

Marine Industry

TABLE OF MODELS

Flow and pressure

Flow and pressure

Size	Model	Qmax 2 bar [m ³ /h]	rpm max	P max [bar]
D020	1L1	4,9	1400	6
	05K2	2,5	1400	12
	025K4	0,7	800	24
D025	2L1	6,9	1000	6
	1K2	9,4	1000	12
	05K4	1,5	800	24
	025K8	0,5	600	48
D030	4L1	11	800	6
	2K2	5,6	800	12
	1K4	2,2	600	24
	05K8	1	500	48
D040	10L1	16,5	600	6
	4K2	8,5	600	12
	2K4	3,7	500	24
	1K8	1,5	400	48
	16L1	23,5	600	4
	8K2	12	600	8
D060	20L1	28	500	6
	10K2	14	500	12
	4K4	5,7	400	24
	2K8	2,6	350	48
	30L1	33	500	4
	16K2	16,5	500	8
D120	40L1	43	400	6
	20K2	20	400	12
	10K4	10	350	24
	4K8	5	350	48
	60L1	63,5	400	4
	30K2	32	400	8
D300	80L1	76	350	6
	40K2	38	350	12
	20K4	15,4	300	24
	10K8	8,5	300	48
	120L1	110	350	4
	60K2	55	350	8



Via C.Cattaneo, 19/25
36040 SOSSANO (VI)
ITALY

Phone: +39-0444-888151
Fax: +39-0444-888152
E-Mail: info@novarotors.com
Web site: www.novarotors.com



ISO 9001: 2008
No.:2011/1353



OHSAS 18001:2007
No.:2010/915



CEC 07 ATEX 110 - REV.1